


Displayed: **NOVA #896NGU-PBA**
16' Octagon Frame - Pacific Blue 9 oz. Marine Grade Acrylic Fabric



AVAILABLE FRAME SIZES


896NGU: 16' OCTAGON

- OPEN HEIGHT:** 126" :A
- CLOSED HEIGHT:** 170" :B
- CLEARANCE:** 98" :C
- CLOSED CLEARANCE:** 72" :D
- CRANK CLEARANCE:** 43" :E
- MAST DIAMETER:** 4"
- WEIGHT:** 260 lbs.



8110NGU-SQ: 13' SQUARE


- OPEN HEIGHT:** 126" :A
- CLOSED HEIGHT:** 170" :B
- CLEARANCE:** 96" :C
- CLOSED CLEARANCE:** 53" :D
- CRANK CLEARANCE:** 43" :E
- MAST DIAMETER:** 4"
- WEIGHT:** 220 lbs.



Please consult a licensed professional for in-ground or surface mounting installations.

AVAILABLE FRAME FINISHES

NOTE: Additional frame finishes including, **BK** (Matte Black), **BZ** (Matte Bronze), **WH** (Matte White), **WG** (Wood Grain) are available at an increased cost and extended lead time.



MATTE SILVER

FEATURES



TELESCOPING MAST



DOUBLE REINFORCED JOINTS



EXTRUDED ALUMINUM MAST

- As the telescoping Nova cranks down, the top portion of the mast rises, allowing you to completely close the umbrella without having to move any furniture placed underneath.
- 4" diameter aluminum center pole with four internal strength channels, combined with the extruded aluminum ribs provide exceptional support and strength.
- For easier installation of an umbrella this large, the Nova mounts to a hinged spigot. This allows for the umbrella mast to be placed onto the spigot while the unit is on its side, prior to raising it to an upright position.
- Reinforced grommets paired with an ultra-durable woven nylon wrap prevent the chance of fabric tearing from the frame.
- Engineered to withstand 50-60 MPH sustained winds.
- Stainless steel hardware throughout.
- Multiple mounting options are available, either permanent or semi-permanent, for installation on any surface.